

Improve

Your Products and Services



Why Minitab?

Minitab is the market leader. For more than 35 years, professionals have used our software to achieve excellence. We provide you with exceptional services to help you succeed.

Free Technical Support

Receive help from highly skilled specialists by phone or online.

Outstanding Training

Participate in public, on-site, or e-learning courses.

Free Web Events

Attend live webinars and view recorded webcasts that help you use our software.

Affordable and Flexible Licensing

Choose from a wide range of options with great volume pricing.

Quality Improvement Expertise

Know that every member of our customer service team understands the challenges you face.

Thousands of distinguished organizations in nearly 90 countries trust Minitab.

American Express
ArcelorMittal
BASF
Berkshire Hathaway
Boeing
BP
Cardinal Health
Caterpillar
Coca-Cola
General Electric
Google
IBM
ING Group
Lockheed Martin
McDonald's
McKesson
Microsoft
Nike
Procter & Gamble
Toyota Motor
UBS
UnitedHealth Group
Verizon Communications
Wal-Mart Stores
Walt Disney

The Leading Provider of Quality Improvement Software



Minitab® 16 Statistical Software
Quality Trainer by Minitab®
Quality Companion 3 by Minitab®

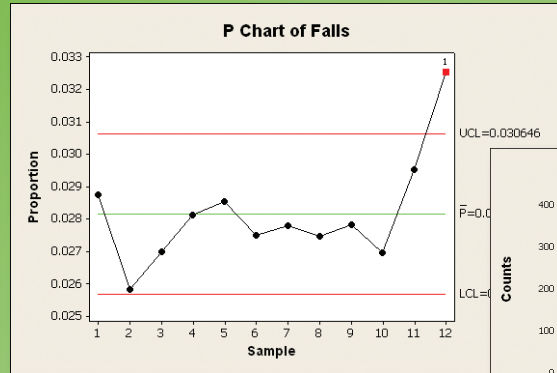
Minitab 

Learn more and find a local Minitab representative at www.minitab.com.

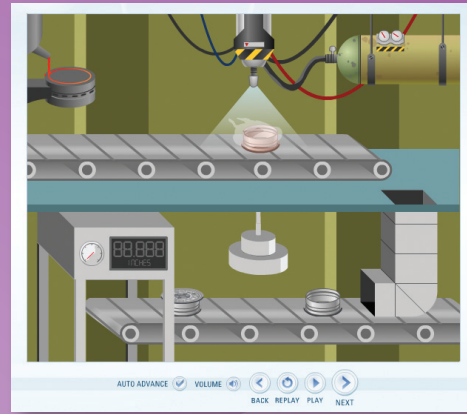
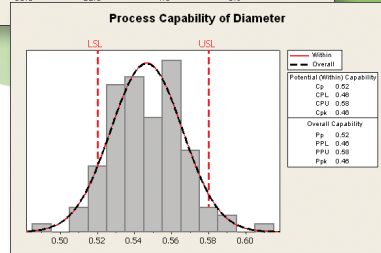
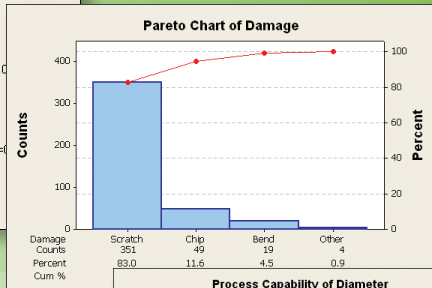
Minitab®, Quality Companion by Minitab®, Quality Trainer by Minitab®, Quality Analysis Results® and the Minitab® logo are all registered trademarks of Minitab, Inc., in the United States and other countries.

FPAEX010K.C
COMEX010K.CSLV
05/10

Minitab 
QUALITY. ANALYSIS. RESULTS.



Minitab's vivid graphs make it easy to assess your data and improve your processes.



Real-world scenarios and animated lessons make statistical concepts easy to grasp and retain.



Minitab® 16

Analyze Your Data

Gain the insight you need to improve your processes with Minitab Statistical Software – the leading package used by professionals worldwide.

Use Minitab's comprehensive collection of statistical tools and compelling graphs to analyze your data and present your results.

Make data-driven decisions even if you are unfamiliar with statistics. Minitab has an intuitive interface and extensive built-in guidance, including an Assistant that walks you through each step of your analysis.

- ▶ General Statistics
- ▶ Regression and ANOVA
- ▶ Measurement Systems Analysis
- ▶ Control Charts
- ▶ Process Capability
- ▶ DOE
- ▶ Reliability
- ▶ And much more

Quality Trainer

Learn Statistics

Use our e-learning course to build the skills and confidence you need to analyze your data with Minitab.

Work through animated lessons that bring statistics to life. Study and refresh your knowledge anytime you are online.

Save money with our affordable and flexible subscription plans. Significant discounts are also available for customers who add Quality Trainer to their Minitab multi-user license.

- ▶ Engaging Instruction
- ▶ Integration with Minitab
- ▶ Interactive Quizzes
- ▶ Hands-On Exercises
- ▶ Dynamic Table of Contents
- ▶ Searchable Index and Glossary
- ▶ And much more

Quality Companion 3

Manage Your Projects


Organize your improvement initiatives with one package that provides everything you need, including built-in project Roadmaps and templates.

Execute each phase with a suite of tools that share data and make it easy to capture your Minitab analysis and report on your success.

Customize Quality Companion by adding data categories and fields and developing new forms, templates, and Roadmaps.

- ▶ On-demand Coaches that offer expert guidance
- ▶ A Dashboard utility that tracks all your projects
- ▶ Easy import of Visio Diagrams
- ▶ Flexible Brainstorming Tools
- ▶ SIPOC
- ▶ And much more

Roadmap



Follow built-in Roadmaps to outline your projects.

Use an integrated set of tools to complete each phase.

