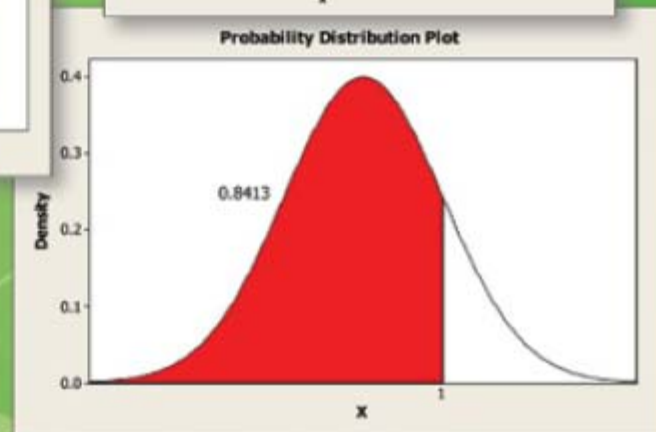
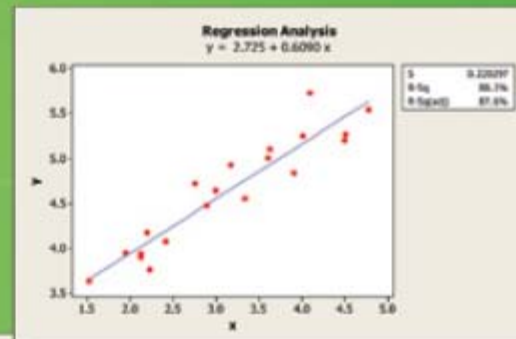
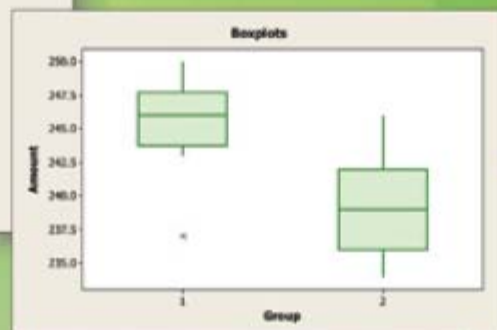
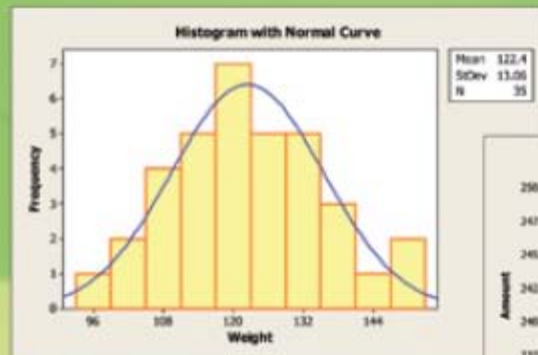


# Regression Analysis

$$y = 2.725 + 0.6090x$$



 Minitab<sup>®</sup> 16

The leading statistical software for AP<sup>®</sup>\* Statistics

# Prepare Your Students for Success

Minitab 16 is the leading package used at more than 4,000 colleges and universities worldwide. It has a comprehensive collection of data analysis tools that help you teach your students how to interpret the statistical output presented in the AP exam.

Learn more and download a free 30-day trial at [www.minitab.com/APStats](http://www.minitab.com/APStats)

University of Miami  
University of Michigan  
Duke University  
Dartmouth College  
Cornell University  
Penn State University Ball State University Tallahassee Community College  
California State University Georgetown University  
Rochester Institute of Technology Johns Hopkins University  
Carnegie Mellon University Northern Virginia Community College  
Monroe Community College New York University Yale University  
Harvard University State University of New York  
University of Chicago Saint Cloud State University

## Teaching and Learning Statistics Is Easy

- A package that is widely referenced in textbooks
- A highly intuitive interface designed to complement how your students learn statistics
- Free technical support
- Hundreds of real-world sample data sets
- An illustrated glossary explaining more than 500 terms
- Forty-five tutorials with instructions and examples
- Free webcasts that help you use our software
- Meet Minitab – a short guide that helps you and your students get started quickly

### AP Topics Covered in Minitab 16

- ▶ Exploratory analysis of data
- ▶ Descriptive statistics
- ▶ Probability distributions
- ▶ Statistical inference
- ▶ Normal distribution
- ▶ Proportions tests
- ▶ Sample means and standard deviation
- ▶ Confidence intervals
- ▶ Test of significance and Chi-square tests
- ▶ Regression
- ▶ Sample t procedures
- ▶ And more

 Minitab<sup>®</sup> 16

The leading statistical software for AP<sup>®</sup>\* Statistics

Everyone can  
afford Minitab 16! ▶

# Purchase Minitab 16 and Save!

Minitab offers high schools significant discounts and flexible licensing options. All licenses include free technical support and additional discounts when upgrading to new releases.

**Minitab is the sole provider of site licenses for Minitab 16.**

**For more information and great pricing:**

- ▶ E-mail [acadsales@minitab.com](mailto:acadsales@minitab.com)
- ▶ Call 1-800-448-3555, ext. 3235
- ▶ Visit [www.minitab.com/APStats](http://www.minitab.com/APStats)

Number of Users      Licensing Fee

5	\$300
10	\$500
20	\$800
30	\$1,000



Minitab®, Quality Companion by Minitab®, Quality Trainer by Minitab®, Quality Analysis Results® and the Minitab® logo are all registered trademarks of Minitab, Inc., in the United States and other countries.

\*AP® is a registered trademark of the College Board, which was not involved in the production of this product.

MBREM6JS

5/10